

TRANSFORMATION OF PRODUCT CHARACTERISTICS IN TERMS OF A MANAGEMENT SYSTEM

STEFAN MARKULIK¹, ROBERT KOZEL²

¹Technical University of Kosice, Faculty of Mechanical Engineering
Department of Safety and Quality, Kosice, Slovak Republic

²Hakoz, s. r. o., Kosice, Slovak Republic

DOI:10.17973/MMSJ.2016_06_201607

e-mail: stefan.markulik@tuke.sk

Organizations make an effort to meet their customer's requirements related to the products they offer. Only satisfied customers can help the company to generate profit, and profit is an important factor for the further development of the organization. The organization's development can involve, for instance, investing in employees by creating ergonomic and safe workplaces and social environment, developing their skills, investing into the development of production facilities and lastly the product innovation. This can be achieved by quality management in the product creation phase, which is an integral part of the overall management within an organization. Various approaches are used to promote quality management in practice, such as Lean, Kaizen, Six-Sigma, etc. The utilization of the integrated management system in practice is not limited to implementing the quality requirements; it also includes proactive management of occupational safety and health and other management system requirements.

KEYWORDS

management systems, requirements, product development

1. INTRODUCTION

Every organization, regardless of the subject of its activity, makes an effort to meet their customer's requirements related to the products they offer. Only satisfied customers can help the company to generate profit, and profit is an important factor for the further development of the organization. The organization's development can involve, for instance, investing in employees by creating ergonomic and safe workplaces and social environment, developing their skills, investing into the development of production facilities and lastly the product innovation. This can be achieved by quality management in the product creation phase, which is an integral part of the overall management within an organization. Various approaches are used to promote quality management in practice, alongside with integrated management systems according to standards ISO 9001, OHSAS 18001, ISO 14001, etc. The utilization of the integrated management system in practice is not limited to implementing the quality requirements; it also includes proactive management of occupational safety and health and other management system requirements.

2. (INTEGRATED) MANAGEMENT SYSTEM IN AN ORGANIZATION

By integrating Quality management system (QMS) and the Occupational Health and Safety Management System (OH&SMS), organizations want to demonstrate its commitments to customers, as well as employees, in the context of sustainable development and production product regarding the legislator. It is given that the product safety, but also the production technology safety is one of the quality components, which is defined by the directive of European Union 2006/42/EU and from them derived legal regulations of each countries of the European Union [Sitte 2011]. Given the historical development of management

concepts, structure of standards, accountability of senior management and organizational culture, there is a high degree of integration of these systems. This means interlinking the customer-oriented and employee-oriented systems into a single unit, which is related to the fulfilment of objectives based on the common policy. At the end there should be a transfer of all requirements regarding a product to organizational processes and integrated management system (IMS). This can be accomplished by modelling those requirements. On the one hand modelling the requirements of the product and the product itself and on the other hand modelling the organizational processes and the related requirements so that in the end everything is included into the IMS. In order to do this, IMS have to be used as a generic approach. And this is driven by a new culture.

2.1. Modelling of IMS by using software

The newest information technologies allow creating a digital manufacturing. These software programs are a comprehensive portfolio of digital manufacturing solutions that deliver innovation by linking all manufacturing disciplines together with product engineering – from process layout and design, process simulation and validation, to manufacturing execution. One software program, used for this paper called QUAM. This software program is focuses on IMS modelling which intelligently links Operational Processes, Human Activities and Organizational Structure, while complying with internal and external rules. This software offering solution on basic organizational modelling questions like:

- What is a structure of the company?
- How are the processes designed?
- What is the working communication like across operational and organizational structure within the organization?
- How are the rules and regulations fulfilled?

Once all processes are modelled and documented, the organization's data and its corresponding work flow charts can be analysed and optimized. This procedure ultimately leads to reduction of costs, higher effectiveness, and leaner production for organizations. All information is connected and stored in a repository which allows real time updates and analysis.

The modelling is done with Microsoft Visio and is carried out directly from the Internet Explorer. Each graphical element becomes a content related object in SharePoint. Software as a Business Process Management solution provides you with an intuitive and centralized view of processes, organizational structures, and human activities.

The result is that operational processes within the organization are primarily taken into consideration. A correct linkage of operational and organizational structures and regulations are the basis for an IMS and his documentation as presented at the beginning of this paper.

3. MODELLING OF PRODUCTS BY DECODE METHOD

Demand Compliant Design (DeCoDe) is a method, which has its root in the design for quality and has the goal of facilitating the design of a product system that meets all the specified demands [Kamenický, Markulik, 2015].

In quality engineering, the primary focus is on customer demands. A product design needs to consider all the stages in the product life cycle, from the initial design to manufacturing, through its useful life, and to its final disposal. Over the product's life cycle, there are other stakeholders besides the customer (users) that have their own demands on the product, such as the various members of the organization that manufacture the product (owners, shareholders, and employees and more) and the persons and organization in the community affected by the product. Therefore, the DeCoDe methods require that the demands from all the stakeholders be regarded and have to be made explicit and met in an effective way.

The requirements engineering (RE) provides techniques for eliciting, prioritizing, and administering requirements. DeCoDe takes the require-

ments obtained by RE techniques as inputs to guide the design process to achieve a demand-compliant product. It achieves this by making the relations between the demands, functions, components, and processes explicit and maintaining consistency and completeness at all stages of the design.

DeCoDe method comprises a product model, a set of tools, and a procedure (Fig. 1). The product model consists of the following views of product [Sitte 2011]:

- Requirement view – describes the requirements regarding the product.
- Functional view – describes product by the function it performs.
- Component view – describes the product by its parts and their relations.
- Process view – describes the product by the processes executed by and on the product during its life cycle.

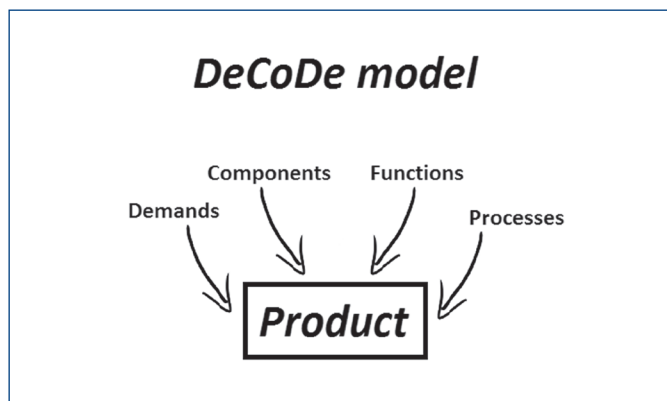


Figure 1. Principle of DeCoDe Method

The tools consist of the various dependence matrices and the demand, function, components and process catalogues that specify the product. This method describes the whole of a complex product, finds out the gaps or the failures of a product and may create new solutions that are assessed against the demands for the selection of the best design. The DeCoDe method is a first step toward a formal description of the design task that will allow the application of quantitative techniques for solving the multi-objective design problem. The hallmark of the DeCoDe is the linking of the demands on the product with three complementary views of the product and maintenance of consistency at all the times as the design evolves.

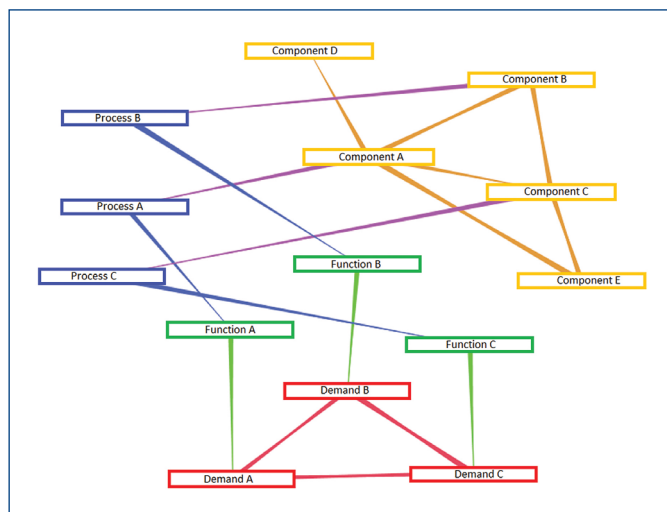


Figure 2. Simple scheme of DeCoDe method principle [Kamenicky 2015b]

4. LINKING OF IMS AND PRODUCT MODELS VIA PROCESSES

Thus there is a need for linking IMS with the product requirements and their fulfilment by product characteristics to achieve a generic management system. This system has to link the product and its requirements (that are documented in a product system model), the IMS itself and the requirement management. Requirements and demands in a product model express either a function or a constraint on one or more functions, components, or processes (Fig. 2). The product model needs to perform these functions under the specified constraints. The performance of the required functions will be the result of the running of a collection of processes. In turn, the processes result from the dynamic interaction of the physical components of the product. Accordingly, the DeCoDe method takes three complementary views of a product.

These views see the product as a collection of functions, a collection of processes, and a collection of components, all linked to the demands. Each view is represented by the corresponding list, or catalogue, of functions, processes, or components. The DeCoDe method uses matrices to capture and manipulate the relations between the requirements and the elements of the three product views. There are relations among the elements in each of the catalogues, and there are relations between the elements of different catalogues. These relations are captured in adjacency matrices. The rows of an adjacency matrix correspond to the entries in one catalogue and the columns to the entries in the same or another catalogue. The link of IMS with a product system model will be introduced in following chapter.

4.1 Product example

For illustrative example is used smoke detector (Fig. 3). An optical scattered light detector (Fig. 2) consists of a transmitter LED and a receiver photodiode. The two diodes are arranged in a certain angle to each other and visually separated by a diaphragm from each other so that they have no visual contact with each other.

The transmit LED emits infrared light into the measuring chamber. Penetration there in case of fire visible fire aerosol particles a. a portion of the light beam deflected by said particles and scattered towards the receiver (photo diode). The stray light results in a signal increase at the receiver. The receiver signal is evaluated by the detector electronics and triggers an alarm in case of fire.

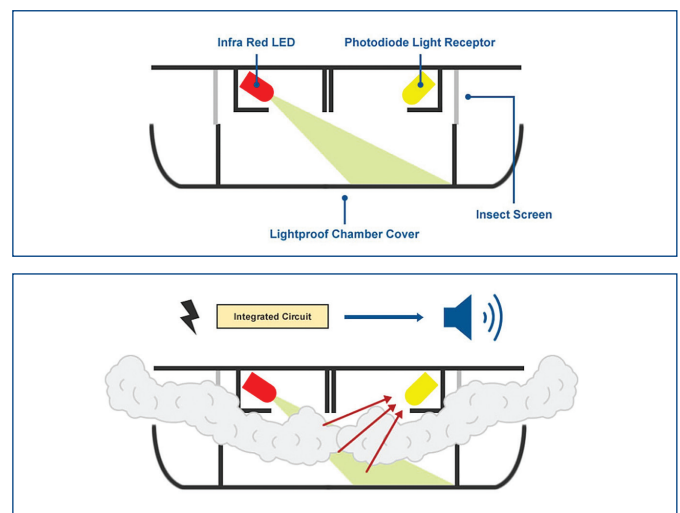


Figure 3. Smoke detector (principle functionality)

The transmit LED emits infrared light into the measuring chamber. Penetration there in case of fire visible fire aerosol particles a. a portion of the light beam deflected by said particles and scattered towards the receiver (photo diode). The stray light results in a signal increase at the receiver. The receiver signal is evaluated by the detector electronics and triggers an alarm in case of fire.

Optical sensors based on this physical principle, can only detect visible fire aerosol particles. For fires with non-visible aerosols, such as fire gases, optical scattered light detectors are not suitable.

We chose to use it as an example product model to illustrate the main steps of the DeCoDe procedure on a new design:

Demands: The first thing to do is to phrase a brief overall description of the product. In this case, we choose the following: An inexpensive optical smoke detector has to respond to increase concentration of visible smoke which affects the scattering or absorption of electromagnetic radiation in the infrared or ultraviolet visible part of spectrum. This main task of smoke detector allows us to derive a set of specific demands for the smoke detector. We will add other demands that are derived from marketing considerations. Therewith, we arrive at an initial demand set. This list of demands should suffice at this early stage. The demands could be ordered by doing a pair wise comparison. However, this is better done after having determined the functions, components, and processes in a first round as there may arise additional demands or modifications. Next what needs to be identified are the functions that the smoke detector has to perform to meet the demands.

Functions: Some demands are constraining demands and, as such, do not translate into a function itself. The demands like "LED emits light modulated with frequency around 3kHz" or "resistibility towards false alarm" on the other hand require several functions.

Components: The next step is to list the components required to provide the identified functions and satisfy rest demands. This optical (photoelectric) smoke detector includes following main components. Now, the function-component matrix and the component-component influence matrix can also be built. The main matrices encapsulate some of the design knowledge at this state. This information can be recovered by reading the matrices. In particular, the row and column sums provide an easy interpretation. In the demand-component matrix, for example, the sum of a row indicates the influence of the corresponding demand on the whole design.

Processes: There are two classes of processes. Those related to the life cycle of the product (its design, manufacture, deployment and disposal) and those processes that realize the purpose of the product. The components provide physical substrate for the processes that perform the functions that satisfy the demands. Therefore good starting points for listing the processes that are required is by going through the components list and identify which processes they participate. Going through the list, we can easily build the component-process matrix.

The processes of manufacturing the smoke detector have to be modelled as well. As those processes are needed for the IMS as well the basic idea is to link the product model with its requirements and the IMS that includes all requirements via this manufacturing process model.

In order to do so the first step is to model the manufacturing processes and then linking them with the product model.

5. CONCLUSION

Organizations which fail to meet all stakeholder requirements will quickly fall prey to competitors in the global market place. Success of the product is largely decided during its design phase and accordingly during the manufacturing phase. The main goal of the DeCoDe design method is to conduct the design activity in such a way that it leads to

a demand-compliant product. This is achieved by mapping an initial set of requirements to three different views of the product like the functional view, the components view, and the process view. Matrices like a main tool of the DeCoDe method capture in a clear and easy-to-manipulate way the multitude of relations between these elements and assure that all functions, components, and processes are justified by the requirements and there is no unfilled requirement. Linking DeCoDe method and software dealing with modelling company in digital view via processes creating opportunity to identify and quantify processes by specified parameters. In such way a company improve organizational processes. This method, however, creates new issues. After linking IMS and product models the next step is to find a solution to integrate the organizational structure and responsibilities of processes as well as to digital manufacturing. DeCoDe method besides, there are other alternative approaches, for example: Quality function deployment. This is japan method to help transform customer needs into engineering characteristics for a product or service. Customer needs in this method are named as the voice of the customer. It helps create operational definitions of the requirements, which may be vague when first expressed. It prioritizes each product or service characteristic while simultaneously setting development targets for the product or service.

ACKNOWLEDGEMENTS

This contribution is the result of the project implementation KEGA – 049TUKE – 4/2014 "Designing a Model for E-learning Support of the Education in the Production Quality Bachelor Study Program".

This contribution is the result of the project VEGA Nr. 1/0150/15 "Development of implementation methods and verification of integrated machinery safety, machinery systems and industrial technologies".

REFERENCES

- [Kamenicky 2014a] Kamenicky, L., Markulik, S., Sinay, J. Decomposition of the requirements placed on product related to the assembly process (in Slovak) In: New trends in safety and health. Strbske Pleso, Vysoke Tatry. – Kosice : TU, 2014. ISBN 978-80-553-1780-9.
- [Kamenicky 2014b] Kamenicky, L., Markulik, S., Sinay, J. Improving organizational processes by linking product models with requirement-based integrated management systems. In: 17th QMOD-ICQSS, Quality Management and Organizational Development, 3-5 September, 2014. Prague, Czech Republic – Lund University. Library Press. ISBN 978-91-7623-086-2.
- [Kamenicky 2015a] Kamenicky, L., Markulik, S. How to transform the requirements into the management system? In: SGEM 2015. Sofia: STEF92 Technology, 2015 P. 689-693. – ISBN 978-619-7105-40-7.
- [Kamenicky 2015b] Kamenicky, L. Quantify and qualify the management processes of Integrated management system in terms of safety and quality. Dissertation. Kosice, TUKE 2015.
- [Sitte 2011] Sitte, J., Winzer, P. Demand-Compliant Design, IEEE Transaction on system, man, and cybernetics- part A: systems and humans, vol.41, No. 3, 2011.

CONTACTS

Assoc. Prof. Stefan Markulik, Ph.D.
Technical University of Kosicem
Faculty of Mechanical Engineering, Department of Safety and Quality
Letna 9, 042 00 Kosice, Slovak Republic
e-mail: stefan.markulik@tuke.sk
tel.: +421 55 602 2600
www.sjf.tuke.sk