

# STUDY OF FACTORS INFLUENCING VIBRO- ISOLATING PROPERTIES OF MATERIALS FOR PASSIVE ELASTIC BEARING OF MACHINES

MARTIN VASINA<sup>1</sup>, MAREK POSCHL<sup>2</sup>, LUMIR HRUZIK<sup>1</sup>, ADAM  
BURECEK<sup>1</sup>, KAMILA KOTRASOVA<sup>3</sup>, EVA KORMANIKOVA<sup>3</sup>

<sup>1</sup>Department of Hydromechanics and Hydraulic Equipment,  
Faculty of Mechanical Engineering,  
VSB-Technical University of Ostrava, Czech Republic

<sup>2</sup>Centre of Polymer Systems,  
Tomas Bata University in Zlin,  
Czech Republic

<sup>3</sup>Department of Structural Mechanics,  
Institute of Structural Engineering,  
Technical University of Kosice, Slovakia

DOI: 10.17973/MMSJ.2022\_10\_2022115

[martin.vasina@vsb.cz](mailto:martin.vasina@vsb.cz)

Machinery or instruments are subjected to external forces from a base in many cases. It can have a negative influence on manufacturing accuracy, tightness, wear of machine parts, work safety etc. Therefore, it is necessary to perform suitable passive elastic bearings of machinery to eliminate external vibration from the base. An application of suitable vibro-isolating materials is one way of the vibration elimination. The aim of the paper is to study vibration damping properties of different materials by means of a non-destructive method of forced mechanical oscillations. Different factors influencing transfer damping of mechanical vibration were investigated in this work, e.g., material type and its thickness, excitation frequency of mechanical oscillations, size of mass load and effect of material composition. These factors were subsequently evaluated. Finally, suitable recommendations for passive damping of mechanical vibration were described.

## KEYWORDS

mechanical vibration, transfer damping function, excitation frequency, inertial mass, thickness, material structure

## 1 INTRODUCTION

Vibration is defined as oscillation of a mechanical or structural system about an equilibrium position [Kelly 2012]. It is any motion that repeats itself after an interval of time [Rao 2011]. Vibration can be desirable in some cases (e.g., ramming machines, mobile phones, vibrating screens and healthcare applications). However, mechanical vibration is undesirable [Ratna 2004, Wang 2011, Li 1999, Balazikova 2019, Machu 2021] in many cases (e.g., means of transport, home appliances and manufacturing processes). Mechanical vibrations can also have a negative influence on manufacturing quality and productivity (e.g., during machining processes), work safety, dynamic loading of different components and can create unwanted noise. For these reasons it is suitable to reduce mechanical vibration to an acceptable level. There are different possibilities [Gu 2005, Schaller 2003, Xie 2002, Kormanikova

2016] to reduce mechanical vibration, e.g., by increasing some inertial masses and by application of suitable materials with structural damping, anti-vibration coatings, multilayer composite materials and shaped elastic elements. The reduced vibration is achieved by converting the mechanical energy into heat energy dissipated by a suitable material during cyclic oscillations.

This paper is focused on study of structural damping properties of different types of materials on the basis of the forced oscillation method. Different factors, which have influence on damping of the mechanical vibration, were subsequently evaluated.

## 2 VIBRO-ISOLATING PROPERTIES

Vibro-isolating properties of tested materials can be expressed by different quantities. Mechanical vibration excited by the harmonic motion of a base with a single-degree-of-freedom is expressed by the displacement transmissibility  $T_d(-)$  as follows [Rao 2011]:

$$T_d = \frac{y_2}{y_1} = \frac{a_2}{a_1} = \sqrt{\frac{1 + 4 \cdot \xi^2 \cdot r^2}{(1 - r^2)^2 + 4 \cdot \xi^2 \cdot r^2}} \quad (1)$$

Where:

$y_1$  – displacement amplitude on input side of the investigated material (m),

$y_2$  – displacement amplitude on output side of the investigated material (m),

$a_1$  – acceleration amplitude on input side of the investigated material ( $m \cdot s^{-2}$ ),

$a_2$  – acceleration amplitude on output side of the investigated material ( $m \cdot s^{-2}$ ),

$\xi$  – damping ratio (-),

$r$  – frequency ratio (-).

In general, there are three different types of mechanical vibration depending on the value of the displacement transmissibility, namely damped ( $T_d < 1$ ), undamped ( $T_d = 1$ ) and resonance ( $T_d > 1$ ) vibration.

The frequency ratio  $r$  is given by the formula:

$$r = \frac{\omega}{\omega_n} \quad (2)$$

Where:

$\omega$  – circular frequency of oscillation ( $rad \cdot s^{-1}$ ),

$\omega_n$  – undamped natural frequency of oscillation ( $rad \cdot s^{-1}$ ).

The undamped natural frequency is expressed by the equation [Stephen 2006, Beranek 1988, Thomson 2004]:

$$\omega_n = \sqrt{\frac{k}{m}} \quad (3)$$

Where:

$k$  – material stiffness ( $N \cdot m^{-1}$ ),

$m$  – mass (kg).

Under the condition  $dT_d/dr = 0$  in the Equation (1), it is possible to obtain the local extreme of the displacement transmissibility (i.e.,  $T_{dmax}$ ) at the frequency ratio  $r_0$  [Stephen 2006, Rao 2011] as follows:

$$r_0 = \frac{\sqrt{1 + 8 \cdot \xi^2} - 1}{2 \cdot \xi} \quad (4)$$

It is evident from the Equation (4) that the local extreme of the displacement transmissibility is generally shifted to lower values of the frequency ratio  $r$  with the increasing damping ratio  $\xi$ .

In this work, vibration damping properties of the investigated materials were evaluated by means of the transfer damping function  $D$  (dB) [Vasut 1994], which is defined for harmonically excited mechanical vibration by the equation:

$$D = 20 \cdot \log \frac{a_1}{a_2} = 20 \cdot \log \frac{1}{T_d} \quad (5)$$

As in the case of the displacement transmissibility, there are three different types of mechanical vibration depending on the value of the transfer damping function, namely damped ( $D > 0$ ), undamped ( $D = 0$ ) and resonance ( $D < 0$ ) vibration.

### 3 MATERIALS

The vibration damping ability of a material is related to the internal viscous damping under harmonic loading of the material and is usually described by the loss tangent  $\tan \delta$ , which is given by the ratio of the loss modulus to the storage modulus [Muthusamy 2010]. Better vibration damping properties are generally obtained at higher values of  $\tan \delta$ . Some types of solids, such as metals and concrete, are characterized by lower values of the loss tangent (i.e.,  $\tan \delta \rightarrow 0$ ). Conversely, some materials with high viscous damping (e.g., plastics, elastomers, and composite materials) are characterized by higher values of the loss tangent [Chung 2001, Misun 1998].

#### 3.1 Types of investigated materials

Different materials, which are often used as mechanical vibration dampers, were compared in terms of their damping properties. In this work, both commercially available materials purchased at the local hobby market (i.e., polyurethane foams and cork) and newly developed rubber mixtures were tested. The designation, characterization and density of the investigated materials are shown in Table 1. The detailed composition of the tested rubber mixtures is shown in Table 2. The rubber components are expressed in phr units (i.e., parts per hundred rubber), meaning parts of any non-rubbery material per hundred parts of raw gum elastomer [Ciesielski 1999]. The used carbon black N 320 nanofiller in the investigated rubber composites consists of the particles measuring (26 ÷ 33) nm in diameter and is characterized by these parameters: density  $\rho = 535 \text{ kg/m}^3$ , oil absorption number OAN = 46 ml/100 g and iodine number IN = 65 mg/g (according to ASTM D-1510). The carbon black N 320 nanofiller is applied in rubber composites to absorb ultraviolet radiation [Cox 2011, Le 2014].

#### 3.2 Production of rubber mixtures

The investigated rubber mixtures were produced by two-stage mixing. The time record of the rubber mixing process of the RUB\_0 rubber mixture is shown in Table 3. Similarly, the manufacturing process of the remaining four rubber mixtures is described in Table 4. The first stage was performed on a Pommini Farrel kneader at the temperature of 70°C and at the speed of 99 rev/min. After this immixture, the mixture was

drained out from the Pommini Farrel kneader. Subsequently, vulcanization accelerator TBBS and sulphur were added to the mixture on a Farrel double roller. The second stage was realized at the temperature of 70°C and at the speed ratio of 12/15 of both rollers. After this mixing process, the rubber mixture was stored for its further processing for a period of 24 hours at an ambient temperature of 23°C. Finally, rubber samples were pressed from the produced rubber mixtures at the temperature of 165°C.

Material designation	Material characterization	Density, kg·m <sup>-3</sup>
RUB_0	Rubber mixture without N 320 concentration	949.0
RUB_15	Rubber mixture with N 320 concentration of 15 phr	1010.1
RUB_30	Rubber mixture with N 320 concentration of 30 phr	1062.3
RUB_50	Rubber mixture with N 320 concentration of 50 phr	1122.0
RUB_70	Rubber mixture with N 320 concentration of 70 phr	1172.8
CORK	Cork (Korek Jelínek Ltd., Chrastava, Czech Republic)	191.5
PUR_1	Open-cell polyurethane foam with small pore sizes	24.1
PUR_2	Open-cell polyurethane foam with mean pore sizes	30.8
PUR_3	Open-cell polyurethane foam with large pore sizes	30.2
PUR_REC	Recycled polyurethane foam	92.8

Table 1. Specification of investigated materials

Ingredient	Type of rubber mixture				
	RUB_0	RUB_15	RUB_30	RUB_50	RUB_70
SBR-1500	100	100	100	100	100
N 320	0	15	30	50	70
ZnO	3	3	3	3	3
Stearin	1	1	1	1	1
TBBS	1	1	1	1	1
Sulphur	1.75	1.75	1.75	1.75	1.75

Table 2. Composition of rubber mixtures (in phr)

Mixing equipment	Sequence of additive feeding	Time, min
Pomini Farrel kneader	SBR-1500	0
	ZnO + stearin	1
	Batch drainage	4
Farrel double roller	Mixture from 1st stage	0
	TBBS + sulphur	3
	Ending the 2nd stage	7

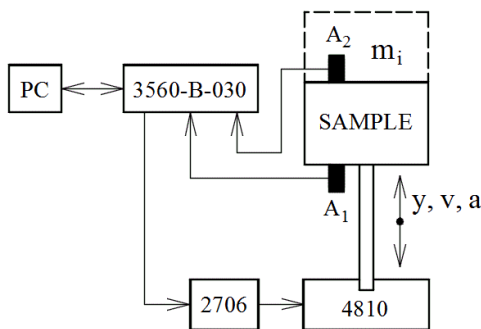
Table 3. Time record of rubber mixing process of the RUB\_0 rubber mixture

Mixing equipment	Sequence of additive feeding	Time, min
Pomini Farrel kneader	SBR-1500	0
	ZnO + stearin	1
	1st half of N 320	2
	2nd half of N 320	3
	Batch drainage	8
Farrel double roller	Mixture from 1st stage	0
	TBBS + sulphur	3
	Ending the 2nd stage	7

**Table 4.** Time record of rubber mixing process of rubber mixtures containing the carbon black N 320 nanofiller

#### 4 MEASUREMENT METHODOLOGY

Frequency dependencies of the transfer damping function of the tested materials were evaluated by the method of the harmonically excited vibration [Rao 2011, Botelho 2006] under the harmonic motion of a base. Schematic diagram of the measuring system with a single-degree-of-freedom is shown in Figure 1. The measuring equipment (Brüel & Kjær, Denmark) consists of vibrator device (BK 4810) in combination with PULSE multi-analyzer (BK 3560-B-030) and power amplifier (BK 2706). Sin-wave oscillations of the displacement  $y$ , the velocity  $v$  and the acceleration  $a$  (see Figure 1) in the frequency range of 2-1000 Hz were generated by the vibrator device in this case. The vibrator device is a compact electrodynamic exciter with force ratings of up to 10 N. The transfer damping function at a given excitation frequency was subsequently determined from the Equation (5) on the basis of the acceleration amplitudes  $a_1$  and  $a_2$ , which were measured by means of accelerometers  $A_1$  and  $A_2$  (BK 4393). The measurements were performed for three different inertial masses  $m_i$  (in this case for 85 g, 190 g and 500 g) that were located on the upper side of the tested material samples. The ground plane dimensions of the studied material samples were 60 mm × 60 mm. Each measurement was repeated 5 times at an ambient temperature of 23 °C.



**Figure 1.** Schematic diagram of measuring equipment

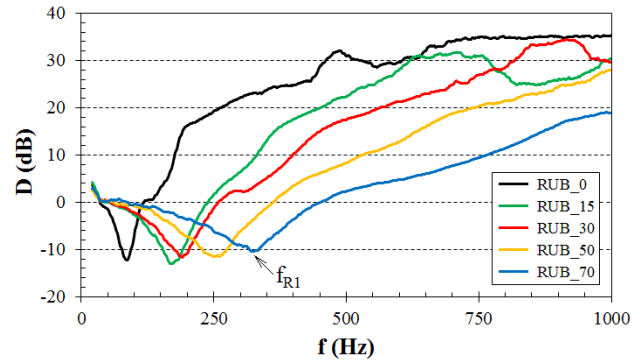
#### 5 RESULTS AND DISCUSSION

Different factors, which have an influence on vibro-isolating properties of the investigated materials for passive elastic bearing of machines, are evaluated in this chapter.

##### 5.1 Influence of material type

The effect of material composition on frequency dependencies of the transfer damping function of the studied rubber mixtures measuring  $t = 25$  mm in thickness, which are loaded with an inertial mass  $m_i = 500$  g, is shown in Figure 2. It is evident that better damping properties were generally observed for rubber mixtures with lower concentrations of the carbon black N 320 nanofiller. It is given by the fact that higher N 320 nanofiller concentrations lead to a higher stiffness of the rubber samples

[Arayaprane 2008]. It is also visible that the first resonance frequency  $f_{R1}$  ( $\sim D_{min}$ ) peak position of the tested rubber mixtures is in general increasing with increasing the carbon black N 320 nanofiller concentration and is shifted to the right (see Figure 2 and Table 5). It is given by higher material stiffness  $k$  (or by lower damping factor  $\xi$ ), which is in accordance with the Equations (3) and (4). Similar results were also found for the rubber samples measuring  $t = 20$  mm in thickness regardless of the value of the inertial mass, as shown in Table 5.



**Figure 2.** Frequency dependencies of the transfer damping function for rubber mixtures of the thickness  $t = 25$  mm loaded by inertial mass  $m_i = 500$  g

Rubber mixture	Thickness, mm	Inertial mass, g		
		85	190	500
RUB_0	20	237 ± 9	231 ± 8	176 ± 8
	25	132 ± 6	103 ± 4	78 ± 3
RUB_15	20	304 ± 12	291 ± 12	203 ± 10
	25	247 ± 9	211 ± 7	164 ± 6
RUB_30	20	373 ± 13	358 ± 12	243 ± 10
	25	296 ± 11	245 ± 8	183 ± 6
RUB_50	20	442 ± 17	425 ± 14	290 ± 9
	25	399 ± 12	338 ± 9	252 ± 7
RUB_70	20	532 ± 22	518 ± 19	332 ± 14
	25	492 ± 17	406 ± 16	318 ± 8

**Table 5.** Values of the first resonance frequency  $f_{R1}$  (Hz) of rubber mixtures

Some examples of the frequency dependencies of the transfer damping function of the selected polyurethane (PUR) foams and the cork material are depicted in Figure 3. It was found that better vibration damping properties were obtained for the porous PUR foams and the cork material compared to the tested rubber mixtures. This is due to a lower stiffness of the PUR and cork materials. For this reason, these materials are characterized by higher viscous damping and lower values of the first resonance frequency (see Table 6) compared to the investigated rubber composites (see Table 5). However, these materials are applicable only for smaller inertial masses due to their lower stiffness in the area of elastic deformations of the harmonically loaded samples.

It is evident from the comparison of the PUR foams measuring  $t = 30$  mm in thickness (see Figure 3 and Table 6), that lower values of the first resonance frequency were observed for the PUR materials with large pore sizes (i.e., PUR\_3). For this reason, these materials are more suitable in order to damp mechanical vibration compared to the PUR foams with smaller pore sizes (i.e., PUR\_1 and PUR\_2). It was found that relatively good vibration damping properties were obtained for the investigated recycled polyurethane foam, as shown in Figure 3.

This utilization of waste materials has a positive effect on our environment. It is also visible from Figure 3 that the first resonance frequency of the cork material (i.e.,  $f_{R1} = 114$  Hz) loaded with an inertial mass of 85 g is significantly lower compared to the tested rubber compounds loaded with the same inertial mass.

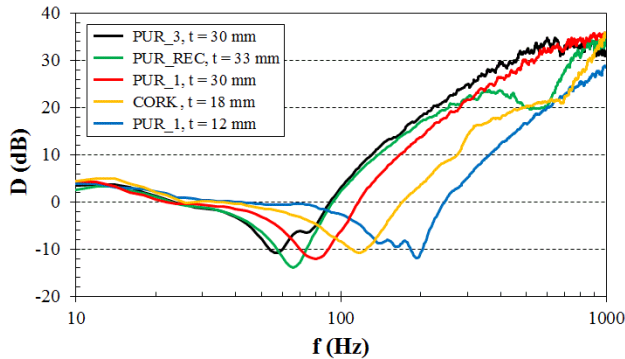


Figure 3. Frequency dependencies of the transfer damping function for polyurethane foams and cork loaded by inertial mass  $m_i = 85$  g

Material type	Thickness, mm	Inertial mass, g		
		85	190	500
CORK	18	$114 \pm 6$	$79 \pm 4$	$71 \pm 3$
PUR_1	12	$191 \pm 10$	$100 \pm 6$	$76 \pm 4$
	20	$120 \pm 6$	$73 \pm 5$	$55 \pm 3$
PUR_2	30	$79 \pm 4$	$49 \pm 3$	$30 \pm 3$
	50	$70 \pm 3$	$41 \pm 3$	$28 \pm 2$
PUR_3	30	$56 \pm 3$	$30 \pm 2$	$17 \pm 1$
PUR_REC	50	$48 \pm 3$	$29 \pm 2$	$22 \pm 1$

Table 6. Values of the first resonance frequency  $f_{R1}$  (Hz) of cork and PUR foams

### 5.2 Influence of inertial mass

A material's ability to dampen mechanical vibration is significantly affected by the value of the inertial mass  $m_i$  located on the upper side of the tested material samples, as shown in Figure 1. The effect of the inertial mass  $m_i$  on frequency dependencies of the transfer damping function for the RUB\_30 rubber composite measuring  $t = 25$  mm in thickness is demonstrated in Figure 4. It is evident that the vibration damping properties of the RUB\_30 rubber sample are in general increasing with increasing the inertial mass [Schaller 2003], which is accompanied by a shift of the first resonance frequency  $f_{R1}$  peak position to lower excitation frequencies (see Table 5). This finding is related to the Equation (3), where a higher inertial mass leads to a decrease in the undamped natural frequency  $\omega_n$ , and thus to a decrease in the first resonance frequency  $f_{R1}$  [Rajoria 2005]. As shown in Tables 5 and 6, a positive effect of the inertial mass leading to a reduction of the first resonance frequency was also observed for the other material samples tested, independently of the material thickness.

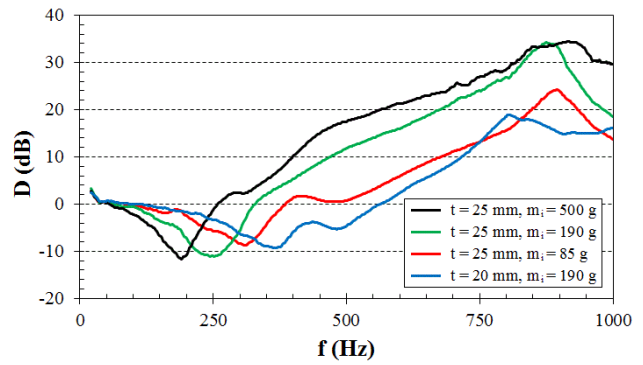


Figure 4. Effect of the inertial mass  $m_i$  and the material thickness  $t$  on the frequency dependencies of the transfer damping function for the rubber composite RUB\_30.

### 5.3 Influence of material thickness

Vibration damping properties of materials are also influenced by their thickness  $t$ . The influence of the thickness on the frequency dependencies of the transfer damping function for the RUB\_30 rubber sample loaded with an inertial mass of 190 g is shown in Figure 4. It is obvious that a higher specimen thickness has a positive effect on vibration damping properties, which is accompanied by a reduction in the first resonance frequency from 358 Hz (i.e., for  $t = 20$  mm) to 245 Hz (i.e., for  $t = 25$  mm). This phenomenon was caused by higher viscous damping during the propagation of mechanical waves through the material structure. It is reflected in a higher transformation of input mechanical energy into heat during dynamic loading of the material sample with greater thickness. A similar effect of the sample thickness  $t$  on a material's ability to damp mechanical vibration was observed for other rubber composites and PUR foams (see Tables 5 and 6).

### 5.4 Influence of excitation frequency

As shown in Figures 2-4, the excitation frequency  $f$  of mechanical oscillations has a great effect on vibration damping properties of the investigated material specimens.

It is visible that the resonance mechanical vibration (i.e.,  $D < 0$ ) was generally observed at low mechanical oscillation frequencies depending on the sample thickness  $t$  and the applied inertial mass  $m_i$  under dynamic loading of the tested materials. For example, for the RUB\_70 rubber composite measuring  $t = 20$  mm in thickness and loaded with an inertial mass  $m_i = 85$  g, the resonance mechanical vibration was observed at the excitation frequencies  $f < 828$  Hz. In the case of the soft PUR\_3 polyurethane foam measuring  $t = 30$  mm in thickness and loaded with an inertial mass  $m_i = 500$  g, the resonance mechanical vibration was achieved at much lower excitation frequencies (i.e., at  $f < 22$  Hz).

Contrariwise, the damped mechanical vibration (i.e.,  $D > 0$ ) of the investigated materials was generally obtained at higher mechanical oscillation frequencies, as demonstrated in Figures 2-4.

## 6 CONCLUSIONS

The purpose of this work was to investigate vibration damping properties of different materials that can be applied as passive elastic vibration isolations of machines and instruments. Vibration damping properties of the investigated materials were determined based on the transfer damping function by means of the forced oscillation method.

It can be concluded that the material's ability to damp mechanical vibration is significantly influenced by many factors.



It was found in this study that the vibro-isolating properties of the investigated rubber mixtures were influenced by the rubber composition that was given by the carbon black N 320 nanofiller concentration in the rubber mixtures. It was observed that the rubber stiffness is increasing with increasing the carbon black N320 nanofiller concentration. For this reason, the vibration damping properties of the rubber materials decrease at higher carbon black N 320 nanofiller concentrations. Lower vibration damping properties were reflected in a shift of the first resonance frequency peak position to higher excitation frequencies. Better vibration damping properties were found for the tested cork and polyurethane materials, mainly in the case of the PUR foam with large pore sizes and the recycled PUR foam. It is given by a lower stiffness of these materials compared to the rubber materials that can be applicable for higher specific loads (or inertial masses) due their higher material stiffness. The application of the recycled PUR foam in order to damp mechanical vibration is positive in terms of environment protection. It was also found in this study that better vibration damping properties were generally obtained at higher excitation frequencies of mechanical oscillations, inertial masses and material thicknesses.

The forced oscillation method is non-destructive, simple, fast and inexpensive, which are the main advantages of this method compared to conventional measurement methods (e.g., dynamic mechanical analysis, tensile and compression tests) in order to compare the mechanical stiffness of different materials. Based on the transfer damping function, this method can be used to optimize the design of a vibration damper (e.g., for vibration isolation of machinery) for specific operating conditions such as the frequency of oscillation and the weight of equipment. To increase the effectiveness of passive damping of mechanical vibrations under given operating conditions, it is possible to optimize the structure, composition and thickness of materials (e.g., composite rubber materials) and to apply multilayer multi-material composite structures.

## ACKNOWLEDGMENTS

This work was supported by the European Regional Development Fund in the Research Centre of Advanced Mechatronic Systems project, project number CZ.02.1.01/0.0/0.0/16\_019/0000867 within the Operational Programme Research, Development and Education.

## REFERENCES

- [Kelly 2012] Kelly, S. G. Mechanical Vibrations: Theory and Applications. Akron: Cengage Learning, 2012. ISBN 978-1439062128
- [Rao 2011] Rao, S. S. Mechanical Vibrations. Upper Saddle River: Pearson, 2011. ISBN 978-0-13-212819-3
- [Ratna 2004] Ratna, D., et al. Novel epoxy compositions for vibration damping applications. *Polymers for Advanced Technologies*, October 2004, Vol.15, No.10., pp 583-586. ISSN 1042-7147
- [Wang 2011] Wang, J., et al. Effect of phase composition on the mechanical properties and damping capacities of as-extruded Mg-Zn-Y-Zr alloys. *Journal of Alloys and Compounds*, August 2011, Vol.509, No.34., pp 8567-8572. ISSN 0925-8388
- [Li 1999] Li, C. Z., et al. Fabrication of stable metallic nanowires with quantized conductance. *Nanotechnology*, June 1999, Vol.10, No.2., pp 221-223. ISSN 0957-4484
- [Balazikova 2019] Balazikova, M., et al. Methodology for risk assessment of noise effects at workplace. *MM Science Journal*, December 2019, Vol.2019, pp 3426-3430. ISSN 1803-1269
- [Machu 2021] Machu, Z., et al. Sensing rail system with piezoelectric elements. *MM Science Journal*, March 2021, Vol.2021, pp 4230-4237. ISSN 1803-1269
- [Gu 2005] Gu, J., et al. Damping behaviors of magnesium matrix composites reinforced with Cu-coated and uncoated SiC particulates. *Composites Science and Technology*, September 2005, Vol.65, No.11-12., pp 1736-1742. ISSN 0266-3538
- [Schaller 2003] Schaller, R. Metal matrix composites, a smart choice for high damping. *Journal of Alloys and Compounds*, June 2003, Vol.355, No.1-2., pp 131-135. ISSN 0925-8388
- [Xie 2002] Xie, X. Q., et al. Mechanical properties and damping behavior of woodceramics/ZK60A Mg alloy composite. *Materials Research Bulletin*, May 2002, Vol.37, No.6., pp 1133-1140. ISSN 1133-1140
- [Kormanikova 2016] Kormanikova, E. and Kotrasova, K. Sizing optimization of sandwich plate with laminate faces. *International Journal of Mathematics and Computers in Simulation*, 2016, Vol.10, pp 273-280. ISSN 19980159
- [Stephen 2006] Stephen, N. G. On energy harvesting from ambient vibration. *Journal of Sound and Vibration*, May 2006, Vol.293, No.1-2., pp 409-425. ISSN 0022-460X
- [Beranek 1988] Beranek, L. L. Noise and vibration control. Poughkeepsie: Institute of Noise Control Engineering, 1988. ISBN 978-0962207204
- [Thomson 2004] Thomson, W. T. Theory of vibration with applications. Upper Saddle River: Pearson, 2004. ISBN 978-0748743803
- [Vasut 1994] Vasut, S., et al. Determination of damping in the case of transfer of vibrations within a system comprising layers of linear viscoelastic materials. *Plaste und Kautschuk*, September 1994, Vol.41, No.5., pp 221-223. ISSN 00484350
- [Muthusamy 2010] Muthusamy, S., et al. Unprecedented vibration damping with high values of loss modulus and loss tangent, exhibited by cement-matrix graphite network composite. *Carbon*, 2010, Vol.48, No.5., pp 1457-1464. ISSN 0008-6223
- [Chung 2001] Chung, D. D. L. Materials for vibration damping. *Journal of Materials Science*, 2001, Vol.36, No.24., pp 5733-5737. ISSN 0022-2461
- [Misun 1998] Misun, V. Vibration and noise. Brno: PC-DIR Ltd., 1998. ISBN 80-214-1262-3
- [Ciesielski 1999] Ciesielski, A. An introduction to rubber technology. Shrewsbury: Smithers Rapra Technology, 1999. ISBN 1-85957-150-6
- [Cox 2011] Cox, R. L. Engineering tribological composites: the art of friction material development. London: SAE International, 2011. ISBN 978-0768034851
- [Le 2014] Le, H. H., et al. The role of linked phospholipids in the rubber-filler interaction in carbon nanotube (CNT) filled natural rubber (NR). *Polymer*, September 2014, Vol.55, No.18., pp 4738-4747. ISSN 0032-3861
- [Botelho 2006] Botelho, E. C., et al. Damping behaviour of continuous fiber/metal composite materials by the free vibration method. *Composites Part B-Engineering*, 2006, Vol.37, No.2-3., pp 255-263. ISSN 1359-8368
- [Arayapranee 2008] Arayapranee, W. and Rempel, G. L. A Comparative Study of the Cure Characteristics, Processability, Mechanical Properties, Ageing, and Morphology of Rice Husk Ash, Silica and Carbon Black Filled 75 : 25 NR/EPDM Blends.

Journal of Applied Polymer Science, 2008, Vol.109, No.2., pp 932-941. ISSN 0021-8995

[Rajoria 2005] Rajoria, H. and Jalili, N. Passive vibration damping enhancement using carbon nanotube-epoxy reinforced composites. Composites Science and Technology, November 2005, Vol.65, No.14., pp 2079-2093. ISSN 0266-3538

**CONTACTS:**

Assoc. Prof. Ing. Martin Vasina, Ph.D.

VSB - Technical University of Ostrava, Department of Hydromechanics and Hydraulic Equipment,  
17. listopadu 2172/15, CZ- 708 00 Ostrava-Poruba

+420 597 995 210, martin.vasina@vsb.cz